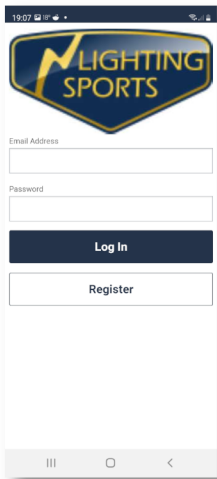


## 3 simple steps to getting started

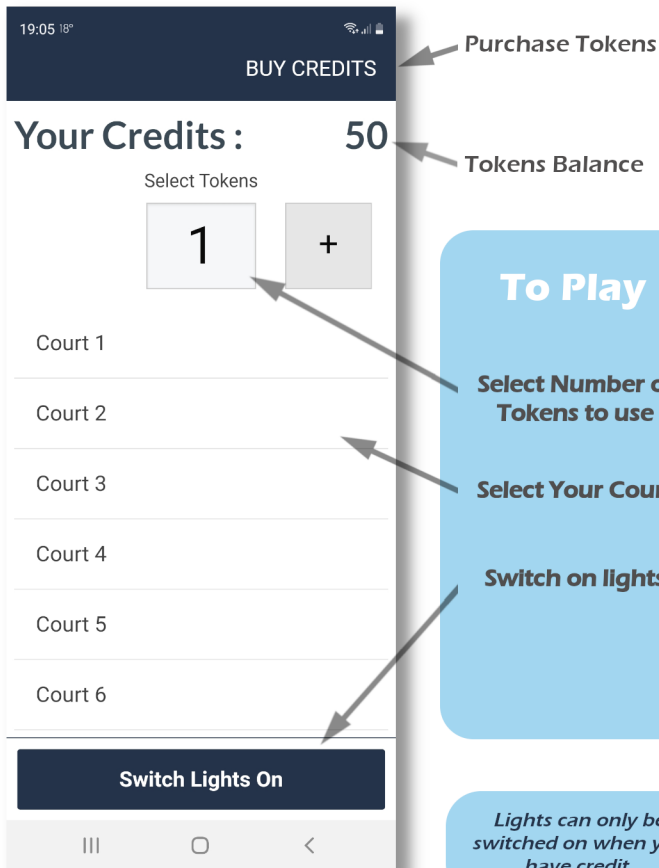
**Step 1.**  
Scan QR code to download the Web App or use link below.

**Step 2.**  
Select Register and enter your details.

**Step 3.**  
Log in and use the secure card payment icon to purchase tokens in optional quantities. Ideal for single users or for family or team accounts.



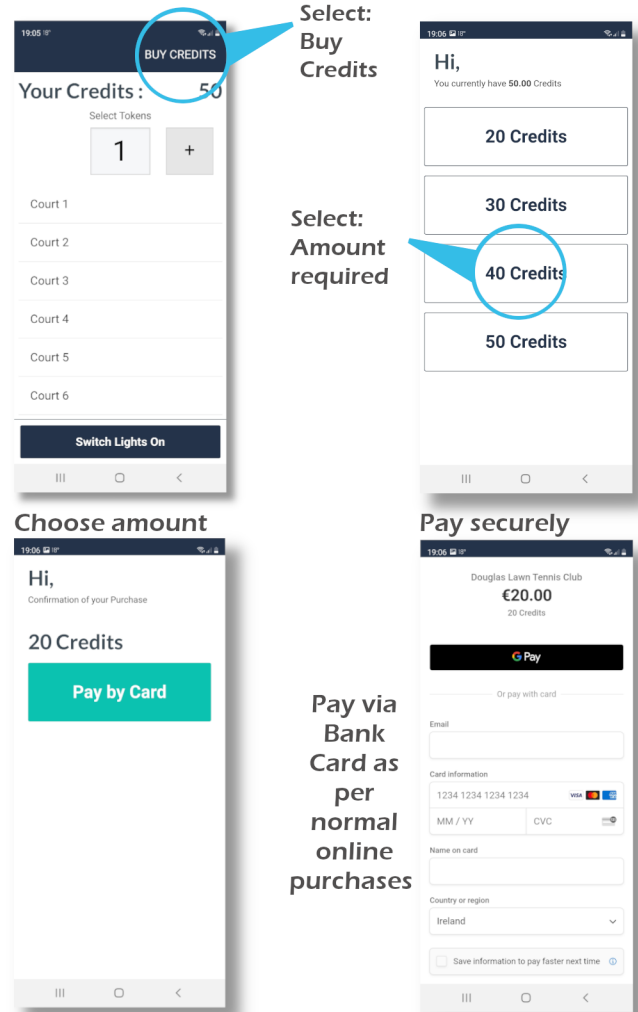
## Getting started



Note: 1 credit = 1 virtual token

## How to top up

### To Purchase Credits / Tokens



Select:  
Buy  
Credits

Select:  
Amount  
required

Pay via  
Bank  
Card as  
per  
normal  
online  
purchases

## Frequently asked questions

### How much time will 1 token give me?

The duration of 1 token is determined by your club and can change over time. Please check with club management regarding token costs and duration.

### How long does it take for the lights to switch on?

Lights will come on within 10 seconds.

### Can multiple players share the cost of a game?

Yes, each player can select the same court and number of tokens to use. When they hit 'Switch Lights on', the time for each token accumulates.

### Can i cancel or switch off the lights if i select the wrong court?

No. just like when a card or coins are used, once its used the lights become active and cannot be cancelled.

### Do i need to be near the token meter to use the App?

No. You can operate the App from any location so long as you have mobile signal.

### Can i add time near the end of a game?

Yes, just use the App as normal. The time will add to the remaining time.

### Where do i get the Tokens/ credits?

You can purchase through the secure payment portal in the App.

### How long does it take for my credits to appear when i top up?

Once you hit pay it will take about 20-30seconds to go through. If the amount does not show please wait for 2 min as the network may be busy at that time.